

# State University



Washington DC 20005 • 202.478.0000

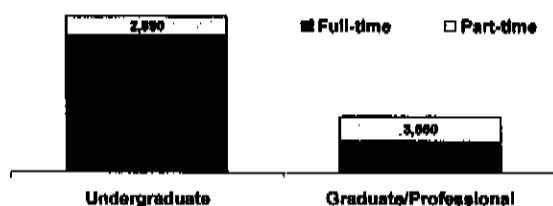
[www.voluntarysystem.org](http://www.voluntarysystem.org)

We're glad you're interested in State U! The State University is a major public research and teaching institution that operates through a diverse, multicampus system. State U is bound together by a mission to serve as a "center for learning, research, scholarship and creative endeavor" in the district, the nation and the world. Opened in 1818, State University is a comprehensive educational and research institution with over 30,000 students and more than 2,100 faculty members. At State U, you'll find great academics, including 101 majors, honors programs, and award-winning faculty. You'll find great opportunities for undergraduate research, internships, study abroad, and more. All in a great location—in the heart of the nation's capital.

## Student Characteristics (Fall 2006) [More](#)

**TOTAL NUMBER OF STUDENTS** 30,750

### Student Level and Enrollment Status



### UNDERGRADUATE PROFILE

<b>Total</b>		<b>22,690</b>
<b>Gender</b>		
Women	11,400	50%
Men	11,200	49%

### Race/Ethnicity

African American / Black	2,225	10%
American Indian / Alaskan Native	425	2%
Asian / Pacific Islander	1,330	6%
Hispanic	1,520	7%
International	1,640	7%
White	15,350	68%
Race/Ethnicity Unknown	200	1%

### Geographic Distribution (Degree-Seeking)

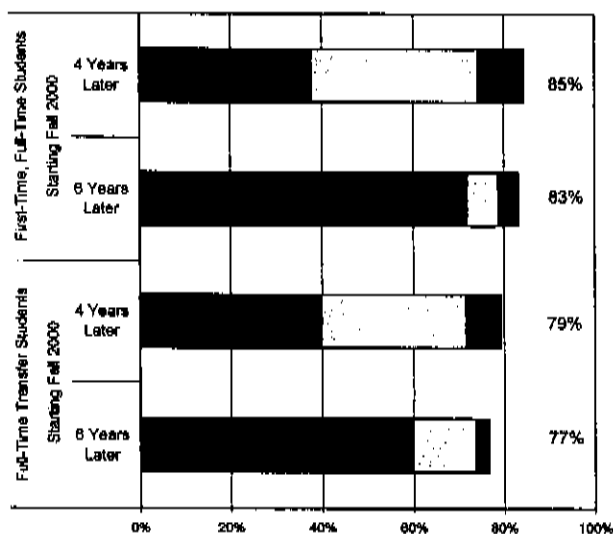
District of Columbia	39%
Other US States & Territories	53%
Other Countries	8%

### Age (Degree-Seeking)

Average Age	22
Percent of Undergraduates Age 25 or Older	10%

## Undergraduate Success & Progress Rate [More](#)

Graduated from State U  
 Stilled Enrolled at State U  
 Graduated at Another Institution  
 Still Enrolled at Another Institution




A 85% four-year success and progress rate means that 85% of students starting in Fall 2000 either graduated or are still enrolled at a higher education institution four years later.

Counts for the Fall 2000 entering class shown in the graph above.

- 4200 First-Time, Full-Time Students
- 2500 Full-Time Transfer Students

For Detailed Success & Progress Rate Tables [CLICK HERE](#)

### Retention of Fall 2005 First-Time, Full-time Students



## COLLEGE PORTRAIT

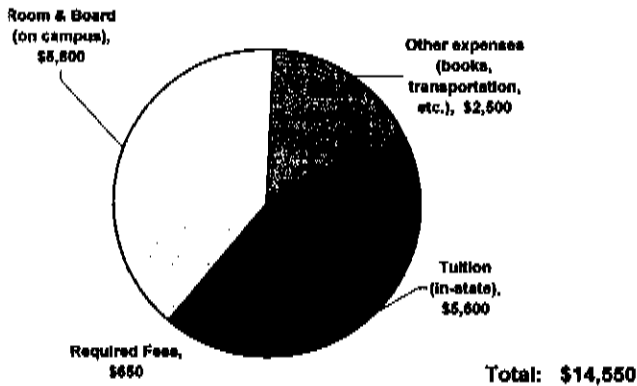
A Voluntary System of Accountability (VSA<sup>SM</sup>)

ONE OF THE STRENGTHS OF U.S. HIGHER EDUCATION IS THE BROAD RANGE OF DIVERSE INSTITUTIONS, EACH WITH ITS OWN DISTINCTIVE MISSION. COLLEGE STUDENTS HAVE THE OPPORTUNITY TO SELECT THE INSTITUTION THAT IS THE BEST MATCH FOR THEIR INTERESTS, ABILITIES, AND GOALS. WE PRESENT THIS INFORMATION TO HELP STUDENTS AND THEIR FAMILIES BETTER UNDERSTAND HOW COLLEGES ARE ALIKE IN SOME WAYS, DIFFERENT IN OTHERS. THE ITEMS IN THE COLLEGE PORTRAIT WERE SELECTED BASED ON RECOMMENDATIONS FROM MANY FOCUS GROUPS AS WELL AS EXPERTS IN HIGHER EDUCATION. WHILE THESE ITEMS WILL GIVE YOU VALUABLE INSIGHT INTO COLLEGE LIFE, THEY WILL NOT CAPTURE THE FULL RANGE AND RICHNESS OF THE EXPERIENCE. WE ENCOURAGE YOU TO CHECK OUT COLLEGE WEB SITES AND VISIT CAMPUSES TO GET A MORE COMPLETE PICTURE OF THE OPPORTUNITIES AVAILABLE TO YOU.

**Costs of Attendance and Financial Aid**

[More](#)

**Typical Undergraduate Costs per Year without Financial Aid (Full-Time, In-State Students)**



[CLICK HERE](#) for typical out-of-state costs and any discipline-specific tuition

The cost to attend State U varies based on the individual circumstances of students and may be reduced through grants and scholarships.

[CLICK HERE](#)

**Financial Aid Awarded to Undergraduates**

**Overall Financial Aid**

• 70% of Fall 2005 full-time undergraduates received financial aid of some type including need-based loans, work study, and non need-based scholarships.


**Annual Need-Based Scholarships & Grants**

• 30% of Fall 2005 full-time undergraduates received need-based grants or scholarships; the average award for the year was \$3,800.

**Annual Need-Based Loans**

• 40% of Fall 2005 full-time undergraduates received need-based work-study and/or loans (not including parent loans); the average loan for the year was \$4,500.

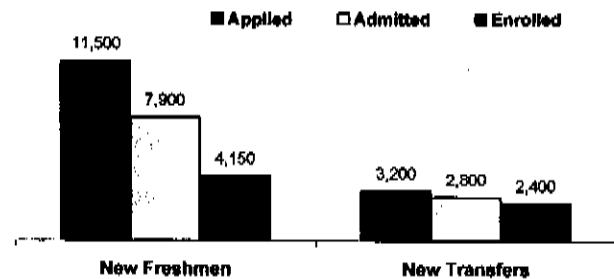
**Percent of Fall 2005 First-Time Students Receiving Each Type of Financial Aid**



NOTE: Students may receive aid from more than one source.

**Undergraduate Admissions**

[More](#)



**Test(s) Required for Admission: ACT or SAT**

Middle 50% of Test Score Range	ACT	SAT
Composite	23-28	
Math	23-28	580-690
English	21-28	
Critical Reading		540-670

50% of admitted students have test scores within the ranges listed, 25% have scores above, and 25% have scores below.

Percent in top 25% of High School Graduating Class	77%
Percent in top 50% of High School Graduating Class	97%
Average High School GPA (4-point scale)	3.54

**Degrees and Areas of Study**

[More](#)

**Degrees Awarded at State U in 2005-06**

Bachelor's	3,910
Master's	1,550
Doctoral	330
Professional (e.g., Law, Medicine)	505
<b>Total</b>	<b>6,295</b>

**Areas of Study with the Largest Number of Undergraduate Degrees Awarded in 2005-06**

Business/Management/Marketing	15%
Psychology	13%
Biological and Biomedical Sciences	12%
Engineering	10%
Communication/Journalism	9%
All other degree areas	41%
<b>Total</b>	<b>100%</b>

[CLICK HERE](#) for a list of undergraduate and graduate programs

### The Fighting Chicken Community

Student Success is not just our name, but our mission and our goal. With 25 departments and offices, over 1000 employees and an additional 1800 student employees, Student Success is a comprehensive student services organization at State University. We provide a variety of services and programs to assist students in the classroom, and out of the classroom. Because student success starts in the classroom, our offices and departments provide a variety of services and programs that enable students to excel academically. From new student orientation to registering for classes, academic advising and the writing center, programs are designed to assist you in making the most of your academic career. Student Success extends beyond the classroom, and many of our departments focus on providing you with opportunities to be active as a key member of the Fighting Chicken Community. Become involved in our residence halls, Greek organizations, student organizations and activities, and to take advantage of the many, many opportunities available to you here at State U.



#### Study at State U

[More](#)

##### Classroom Environment

Students per Faculty	18 to 1
Undergraduate classes with fewer than 30 students	75%
Undergraduate classes with fewer than 50 students	90%

##### Full-Time Instructional Faculty

Total Faculty	1,400
% Women	45%
% from Minority Groups	35%
% with Highest Degree in Field	95%

#### Student Housing

[More](#)

60% of new freshmen live on campus  
25% of all undergraduates live on campus

#### Campus Safety

[More](#)

The Security Monitor Program, a branch of the State University Police Department, offers free walking and biking security escorts to and from campus locations and nearby adjacent neighborhoods for all students, staff, faculty and visitors. All Security Monitors are given training in First Aid, CPR, and Body Substance Isolation and are equipped with a First Aid Kit and a portable police radio in the event of an emergency.

### Carnegie Classification of Institutional Characteristics

#### Basic Type

Research Universities (high research activity)

#### Size and Setting

Large four-year, primarily residential

#### Enrollment Profile

High undergraduate

#### Undergraduate Profile

Full-time four-year, selective, higher transfer-in

#### Undergraduate Instructional Program

Balanced arts & sciences/professions, high graduate coexistence

#### Graduate Instructional Program

Comprehensive doctoral (no medical/veterinary)

#### NOTE:

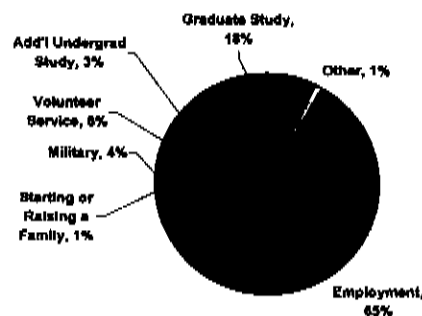
Institutional classifications based on the Carnegie 2005 edition.

[CLICK HERE](#) for more information on the Carnegie Classifications.

[CLICK HERE](#) for Campus Crime Statistics Reports

#### Future Plans of 2005-06 Bachelor's Degree Recipients

[More](#)



[CLICK HERE](#)

for information on survey administration, sample, and response rate.